



Golden Key Bay Harbor

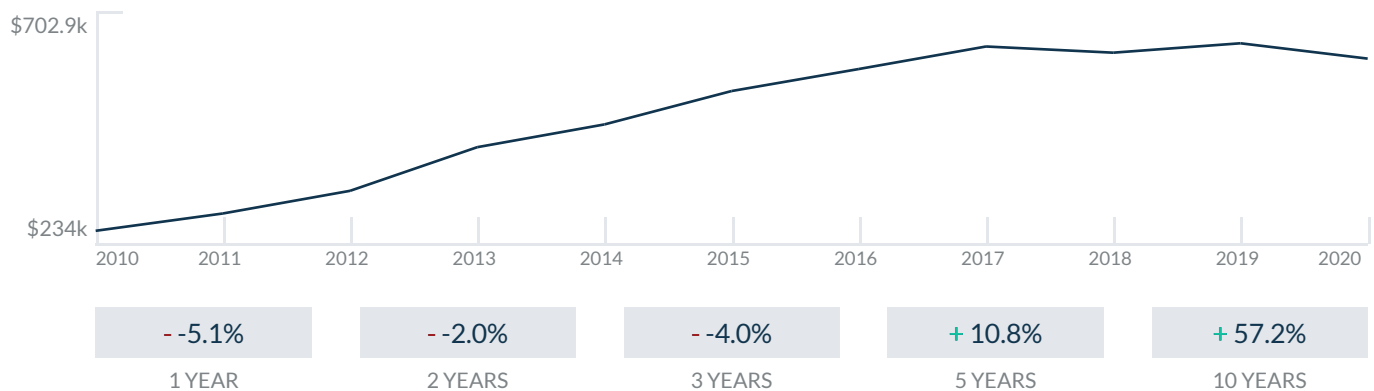
1120 102nd St
Bay Harbor Islands, FL 33154

Every month we compile this comprehensive market report focus on Golden Key Bay Harbor in this convenient and easy to read format. Our datas comes from more than six different sources including MLS Associations, County Offices and Financial Institutions. Get this report for free every month on our website goldenkeybayharbor.com.

Property Stats

POSTAL CODE 33154

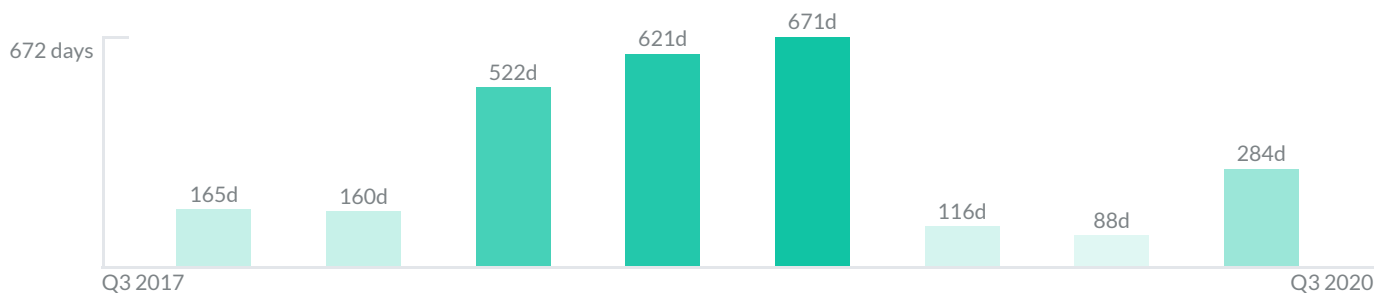
The property stats graph represents the median price evolution since ten years in your postal code area.



Similar Properties

DAYS ON THE MARKET

Everyday 3 months we monitor how many days it takes for similar properties to be sold. This is also a good indicator to know when to buy or sale!



Mortgage Rates

PER YEAR

Understanding mortgage economics is important when you want to buy with a loan. Below is the historical yearly average mortgage rates in the Unites States retrieved from Freddie Mac©

30 YEARS FIXED 4.4%



15 YEARS FIXED 3.9%



5/1-YEAR ADJUSTABLE 3.9%



Schools

CLOSEST

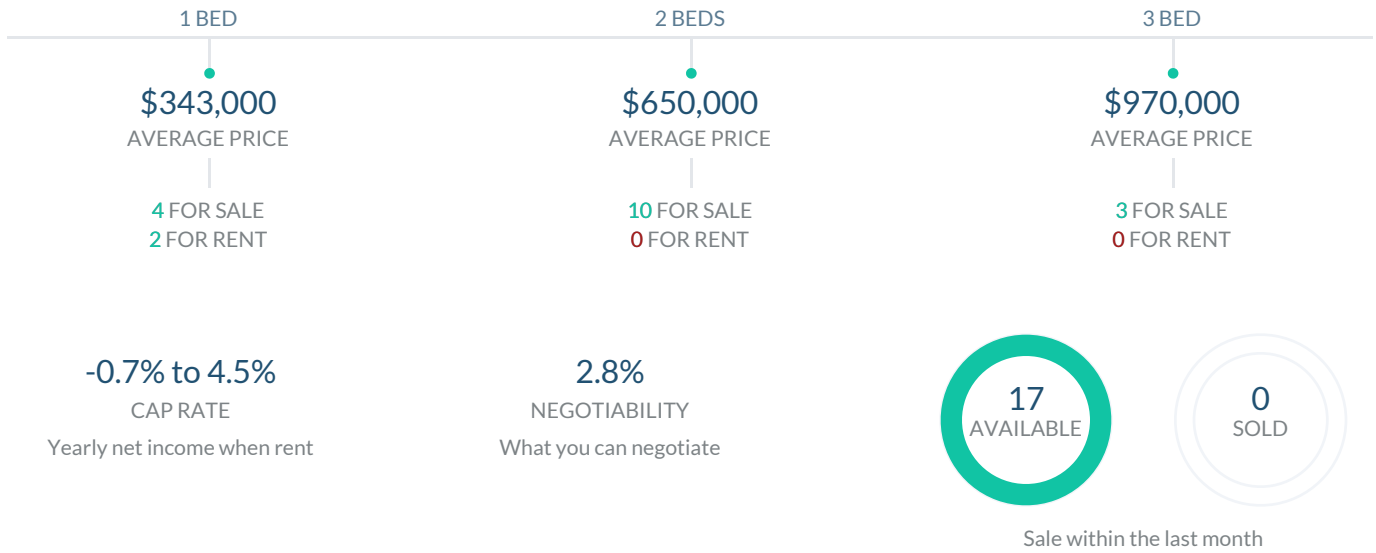
Having good schools nearby is important if you have kids or plan to rent or sell your home. Ratings are retrieved from the leading independent and nonprofit GreatSchools©

ELEMENTARY SCHOOL	MIDDLE SCHOOL	HIGH SCHOOL
Aventura City Of Excellence School	Aspirra Raul Arnaldo Martinez Charter School	North Miami Senior High School
10/10	2/10	3/10

Insights

IN GOLDEN KEY BAY HARBOR

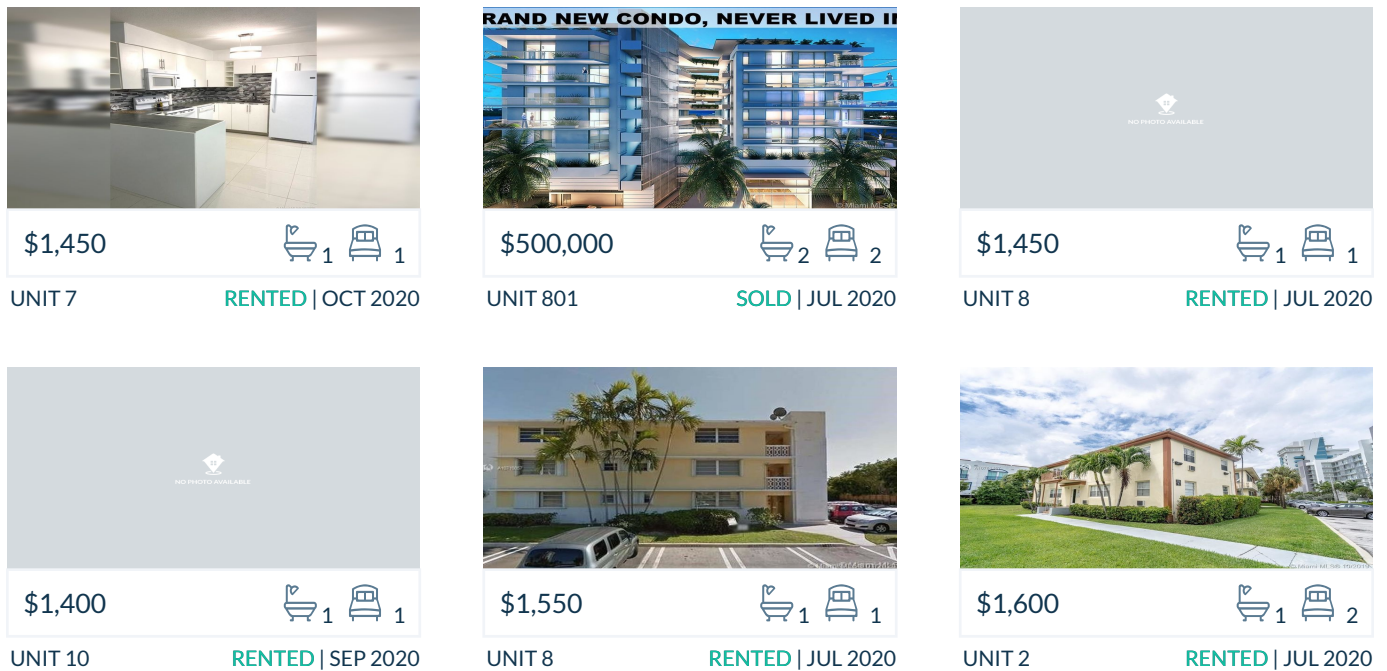
Below the average listing prices of available unit per property type.



Activity

SOLD OR RENTED

Below the latest transactions reported by the local MLS Association for Golden Key Bay Harbor



Sold

LAST 20 PROPERTIES SOLD IN GOLDEN KEY BAY HARBOR

Unit	Price	Beds/Baths	\$/Sqft	Sqft	Buying Date	Days on Market
801	\$500,000	2/2	\$365.5	1,368	Jul 2020	284
406	\$2,450	1/2	\$2.6	959	Dec 2019	88
407	\$669,000	3/4	\$445.1	1,503	Aug 2019	116
15	\$164,000	1/1	\$202.5	810	Jun 2019	671
15	\$164,000	1/1	\$202.5	810	Jun 2019	671
16	\$159,000	1/1	\$196.3	810	Dec 2018	148
9	\$167,500	1/1	\$206.8	810	Oct 2018	858
9	\$167,500	1/1	\$206.8	810	Oct 2018	858
23	\$179,000	1/1	\$221.0	810	Feb 2018	816
23	\$179,000	1/1	\$221.0	810	Feb 2018	816
8	\$165,000	1/1	\$203.7	810	Feb 2018	227
8	\$165,000	1/1	\$203.7	810	Feb 2018	227
4	\$163,900	1/1	\$202.3	810	Dec 2017	160
4	\$163,900	1/1	\$202.3	810	Dec 2017	160
11	\$169,000	1/1	\$208.6	810	Aug 2017	165
11	\$169,000	1/1	\$208.6	810	Aug 2017	165
14	\$179,000	1/1	\$221.0	810	Oct 2016	110
14	\$179,000	1/1	\$221.0	810	Oct 2016	110
7	\$184,000	1/1	\$227.2	810	Sep 2016	180
7	\$184,000	1/1	\$227.2	810	Sep 2016	180

Rented

LAST 20 PROPERTIES RENTED IN GOLDEN KEY BAY HARBOR

Unit	Price	Beds/Baths	\$/Sqft	Sqft	Rented Date	Days on Market
7	\$1,450	1/1	\$1.8	810	Oct 2020	178
8	\$1,450	1/1	\$1.8	810	Jul 2020	60
10	\$1,400	1/1	\$1.7	810	Jun 2020	71
8	\$1,550	1/1	\$1.9	810	Mar 2020	231
2	\$1,600	2/1	\$1.8	875	Jan 2020	115
9C	\$1,325	1/1	\$1.8	750	Dec 2019	87
4F	\$1,300	1/1	\$1.9	700	Nov 2019	45
11	\$1,300	1/1	\$1.6	810	Nov 2019	17
18	\$1,375	1/1	\$1.7	810	Oct 2019	34
6C	\$1,175	0/1	\$2.0	575	Sep 2019	14
3	\$1,625	2/1	\$1.9	875	Sep 2019	26
5C	\$1,225	0/1	\$1.6	750	Sep 2019	83
4	\$3,100	3/3	\$1.6	1,923	Aug 2019	65
12D	\$1,350	1/1	\$1.9	700	Jul 2019	46
5F	\$1,375	1/1	\$2.0	700	Jun 2019	7
1C	\$1,350	1/1	\$2.1	650	Jun 2019	19
805	\$2,750	2/2	\$2.3	1,222	Jun 2019	25
4	\$1,650	2/1	\$1.9	875	May 2019	41
7	\$3,400	3/3	\$1.4	2,464	May 2019	56
2F	\$1,350	1/1	\$1.9	700	May 2019	14

Currently Listed

ACTIVE LISTINGS 1/1

Unit	Price	Beds/Baths	\$/Sqft	Sqft	Listing Date	Owner
4	\$1,550/mth	1/1	\$1.9	810	Oct 2020	MARIELA S M...
4	\$289,000	1/1	\$356.8	810	Oct 2020	MARIELA S M...
8	\$279,000	1/1	\$344.4	810	Oct 2020	MARIELA S M...
23	\$1,400/mth	1/1	\$1.7	810	Oct 2020	MICHAEL SCH...
301	\$475,000	2/2	\$348.2	1364	Oct 2020	N/A
303	\$985,000	3/4	\$459.4	2144	Sep 2020	N/A
304	\$985,000	3/4	\$459.4	2144	Sep 2020	N/A
304	\$415,000	1/2	\$386.0	1075	Oct 2020	N/A
305	\$979,000	2/3	\$605.8	1616	Sep 2020	N/A
402	\$478,000	2/2	\$390.5	1224	Sep 2020	N/A
403	\$470,000	2/2	\$373.0	1260	Feb 2020	N/A
404	\$939,000	3/4	\$449.9	2087	Sep 2020	N/A
405	\$475,000	2/2	\$388.7	1222	Oct 2020	N/A
502	\$856,480	2/3	\$530.0	1616	Sep 2020	N/A
503	\$470,000	2/2	\$373.0	1260	Oct 2020	N/A
504	\$944,990	2/3	\$530.0	1783	Sep 2020	N/A
505	\$856,480	2/3	\$530.0	1616	Sep 2020	N/A
602	\$500,000	2/2	\$411.5	1215	Oct 2020	N/A
706	\$389,000	1/2	\$405.6	959	Sep 2020	N/A